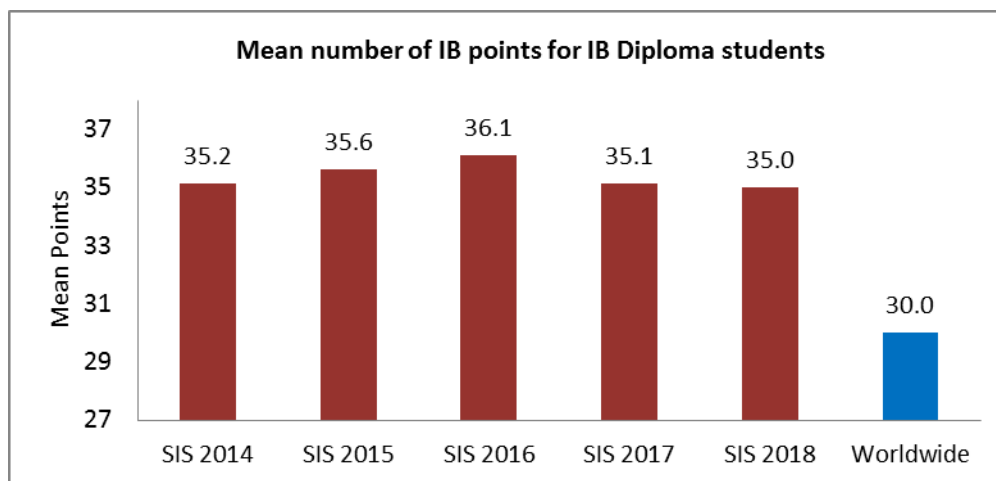


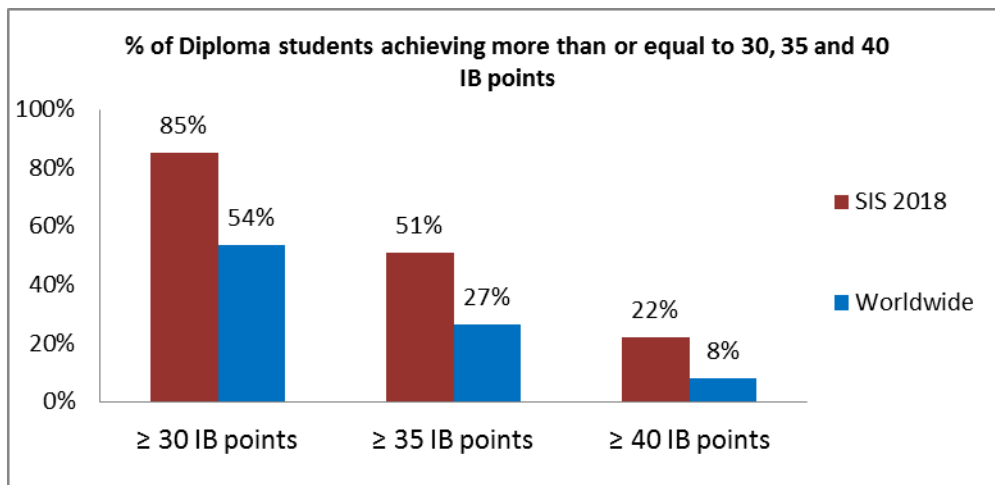
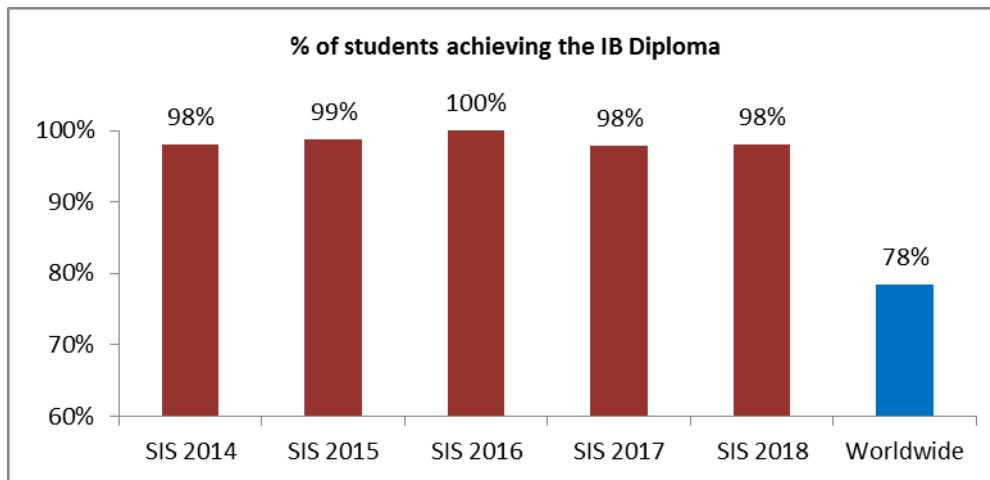


South Island School: IB Diploma Provisional Results: May 2018

Once again, South Island School students celebrated excellent achievement as the May 2018 results were published. 149 students were entered for the full Diploma and of these 15% were awarded the Bilingual Diploma. 22% of the cohort scored more than 40 points which is again an impressive achievement, with two students scoring the maximum 45, three achieving 44 and a further six scoring 43. Just over 50% of the cohort gained more than 35 points. Of particular note is that one of our students achieved a level 7 at Further Maths which technically meant he could have been awarded 49 points. This is an incredible achievement. We are also very proud of those students who achieved their Bilingual Diploma, which remains at 15% of our cohort. South Island continues to exceed Asian and international average scores in all areas by significant margins.

Acting Principal, Annette Chapman, commented, "We are always delighted by the excellent results we achieve year on year. We are particularly delighted that we have maintained our excellent success rate and continued to have high numbers of students sitting the Bilingual Diploma. South Island is passionately committed to supporting language development and to providing appropriate challenge for our language learners. I think I can speak for all our staff when I say we are really proud of all our students and for a non-selective intake of students, these results are outstanding. The maximum-point students always grab the headlines and we celebrate with them and their families - but there are also those students that have been challenged by their courses and have done exceptionally well. We congratulate them all".





IBO Worldwide data for May 2018 is not yet available so May 2017 data has been provided. The worldwide data has stayed fairly consistent over the last few years.

Table 1: Overview of IB Diploma Results (2014-2018)

	May 2018	May 2018	May 2016	May 2015	May 2014	Worldwide (May 2017)
Number of students entered for the full IB Diploma	149	144	156	155	151	78,853
Number of students achieving the IB Diploma	146	141	156	153	148	62,960
% of students achieving the IB Diploma	98%	98%	100%	99%	98%	78.4%
Mean points score for all IB Diploma students	35.0	35.1	36.1	35.6	35.2	30.0
% of students achieving 30+ IB Diploma points	85%	87%	92%	88%	88%	54%
% of students achieving 35+ IB Diploma points	51%	57%	62%	61%	56%	27%
% of students achieving 40+ IB Diploma points	22%	22%	24%	25%	22%	8%
Mean grade for all subjects	5.4	5.7	5.6	5.6	5.6	4.7

Note: These are preliminary data and do not yet reflect the outcomes of any appeals that may be made regarding individual students and subjects.