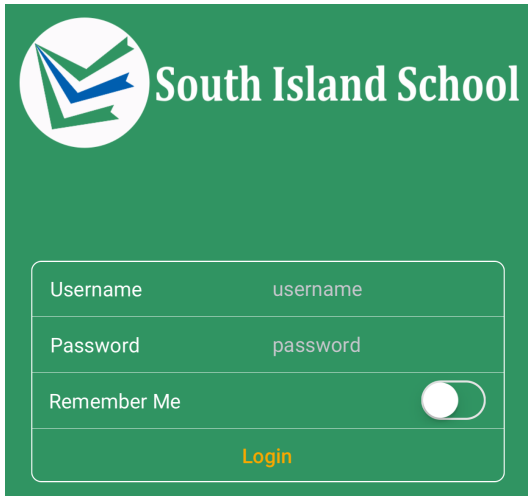




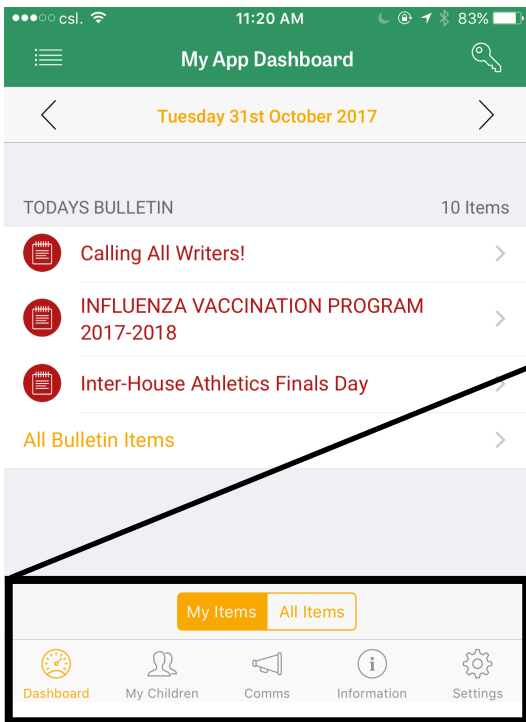
How to Find the Parent Handbook via the iParent App?



On the iParent App

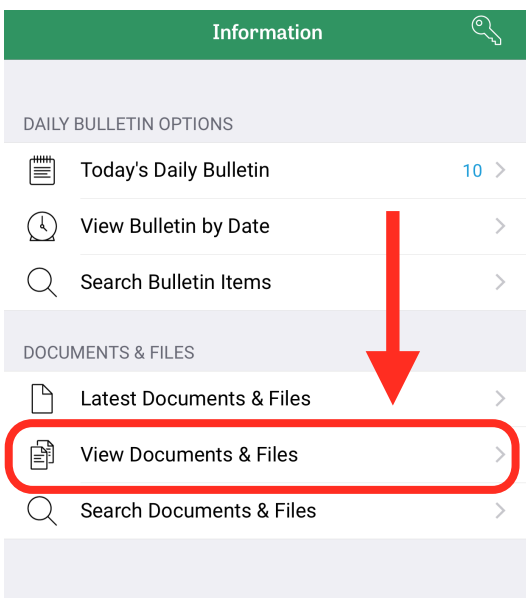
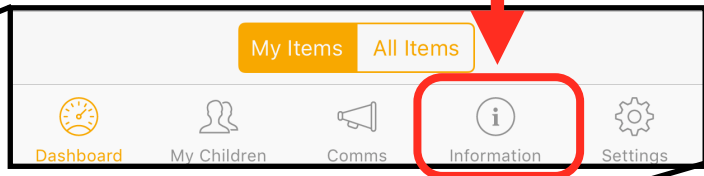
Step 1:

Log in to the iParent App with your login details (they should be exactly the same as your login details for the Parent Portal).



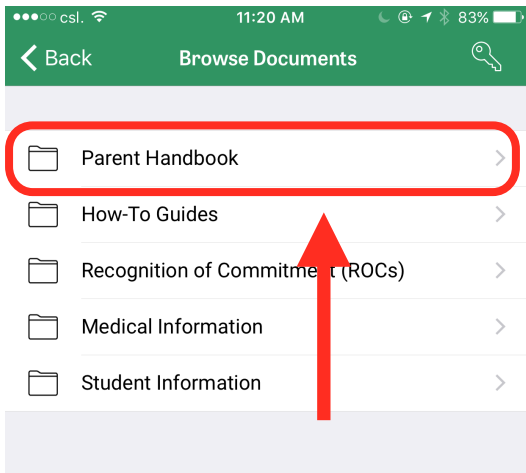
Step 2:

Once you have logged in you will see the iParent App homepage. From here, please find and click the 'Information' icon.



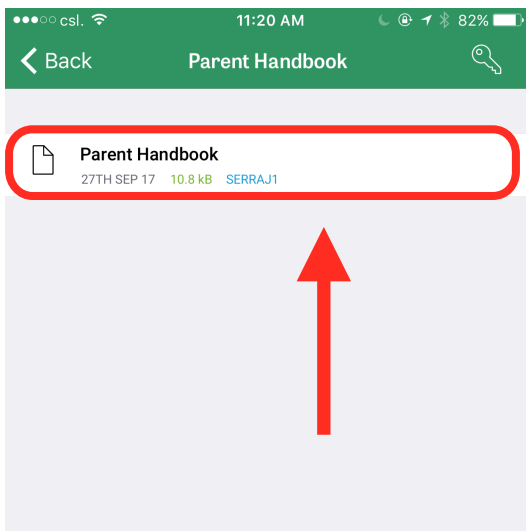
Step 3:

On the 'Information' page, you will see a multitude of option tabs. Please find and click 'View Documents & Files'.



Step 4:

Once on the 'Browse Documents' page, find and click the 'Parent Handbook' option tab.



Step 5:

Then click the 'Parent Handbook' file once to download and open the file.

****If the file does not automatically pop-up and open, please click the file again to do so.****



Step 6:

Click anywhere on the 'Click here for the Parent Handbook' PDF file to access the Parent Handbook.

****Please see image below for reference of the Parent Handbook.**

