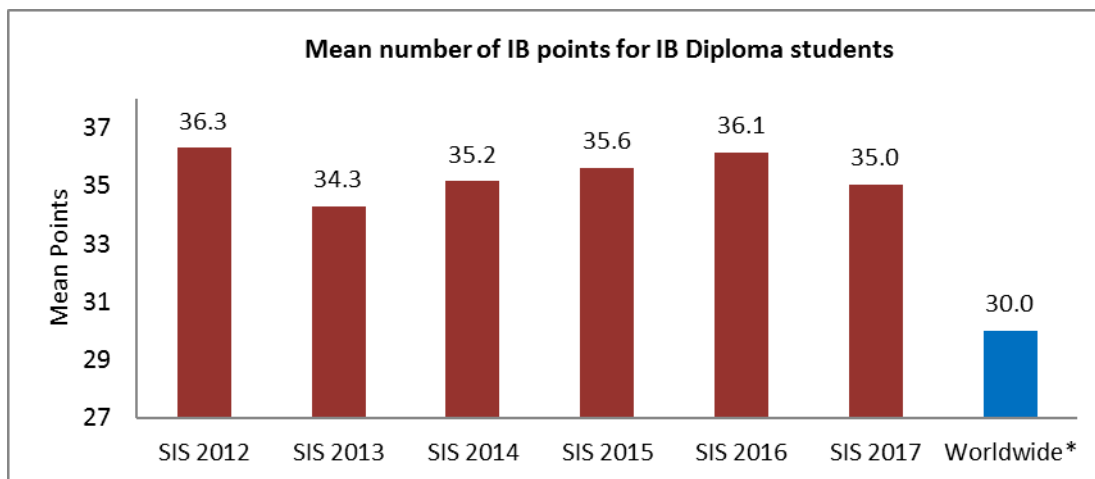


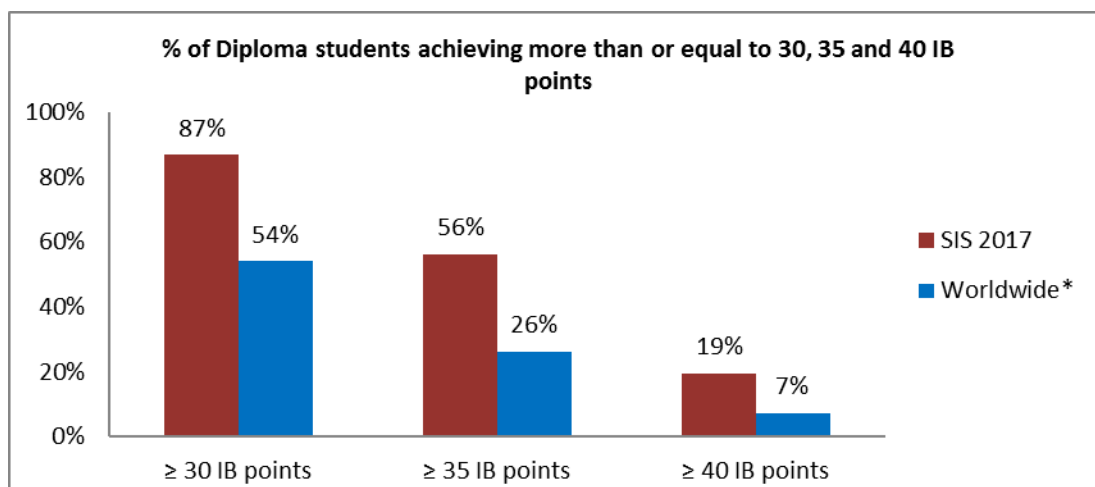
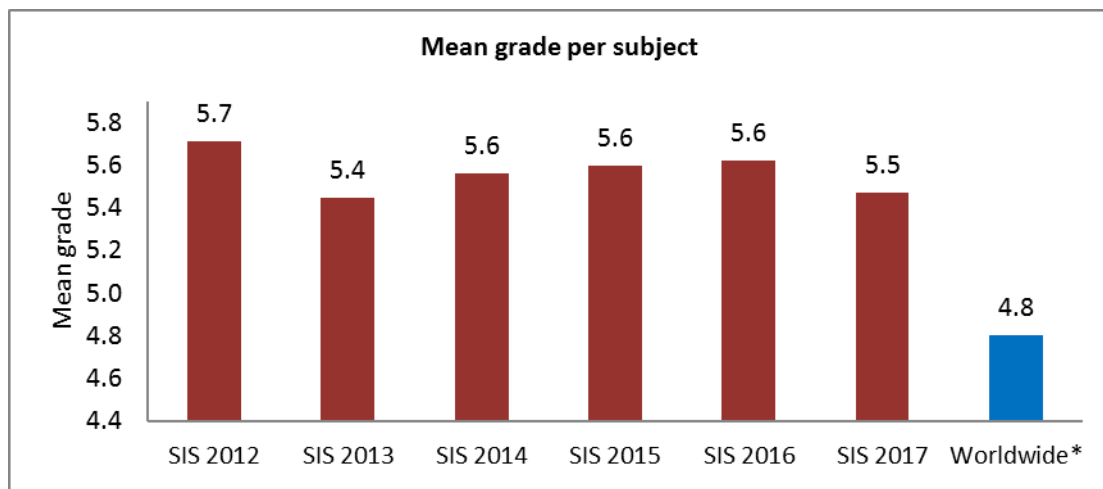


South Island School: IB Diploma Provisional Results: May 2017

Once again, South Island School students celebrated excellent achievement as the May 2017 results were published. An impressive 20% of the cohort scored more than 40 points, with one student scoring the maximum 45, five hitting 44 and a further three scoring 43. Just under 60% of the cohort gained more than 35 points. Of particular satisfaction was the significant increase in the numbers of students gaining a bilingual Diploma, up 8% from 2016 and breaking a five-year record. South Island continues to exceed Asian and international average scores in all areas by significant margins.

Principal, Graham Silverthorne, commented, "We are particularly delighted this year at the growth in bilingual Diploma achievement. To attain a bilingual Diploma, effectively working in two examination areas as a 'first' language, is statistically harder than the ordinary Diploma route. South Island is passionately committed to supporting language development and to providing appropriate challenge for our language learners - they have risen to that challenge magnificently and I am proud of them. From a non-selective intake of students, these results are outstanding. The maximum-point students always grab the headlines and we celebrate with them and their families - but there are so many more great stories, including four candidates gaining Oxbridge places, a number securing Ivy League or other top US offers and another strong showing with Hong Kong Universities.





* IBO Worldwide data for May 2017 is not yet available so May 2016 data has been provided. The worldwide data has stayed fairly consistent over the last few years.

Table 1: Overview of IB Diploma Results (2013-2017)

	May 2017	May 2016	May 2015	May 2014	May 2013	Worldwide (May 2016)
Number of students entered for the full IB Diploma	144	156	155	151	141	74,561
Number of students achieving the IB Diploma	141	156	153	148	139	59,156
% of students achieving the IB Diploma	98%	100%	99%	98%	99%	79%
Mean points score for all IB Diploma students	35.0	36.1	35.6	35.2	34.3	30.0
% of students achieving 30+ IB Diploma points	87%	92%	88%	88%	82%	54%
% of students achieving 35+ IB Diploma points	56%	62%	61%	56%	47%	26%
% of students achieving 40+ IB Diploma points	19%	24%	25%	22%	15%	7%
Mean grade for all subjects	5.5	5.6	5.6	5.6	5.4	4.8

Note: These are preliminary data and do not yet reflect the outcomes of any appeals that may be made regarding individual students and subjects.