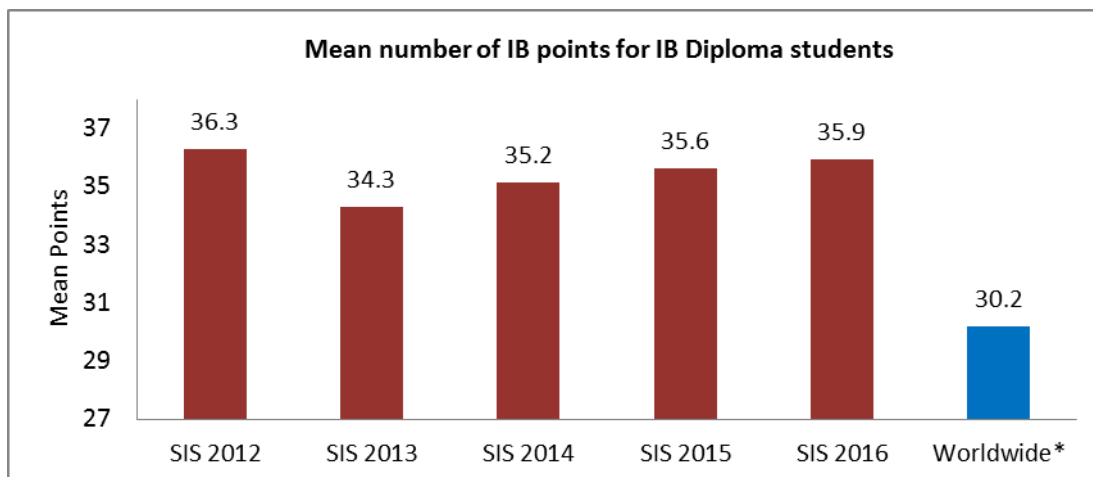


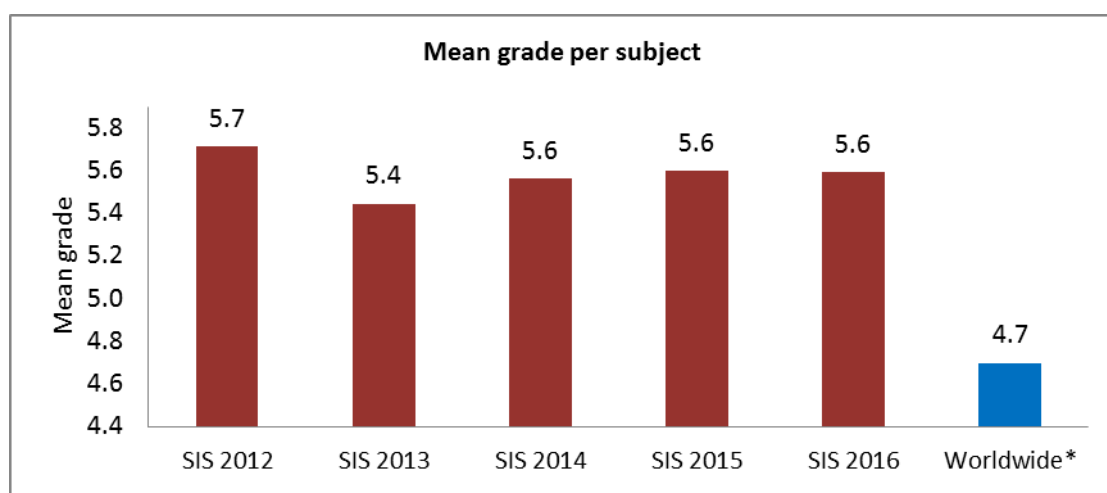
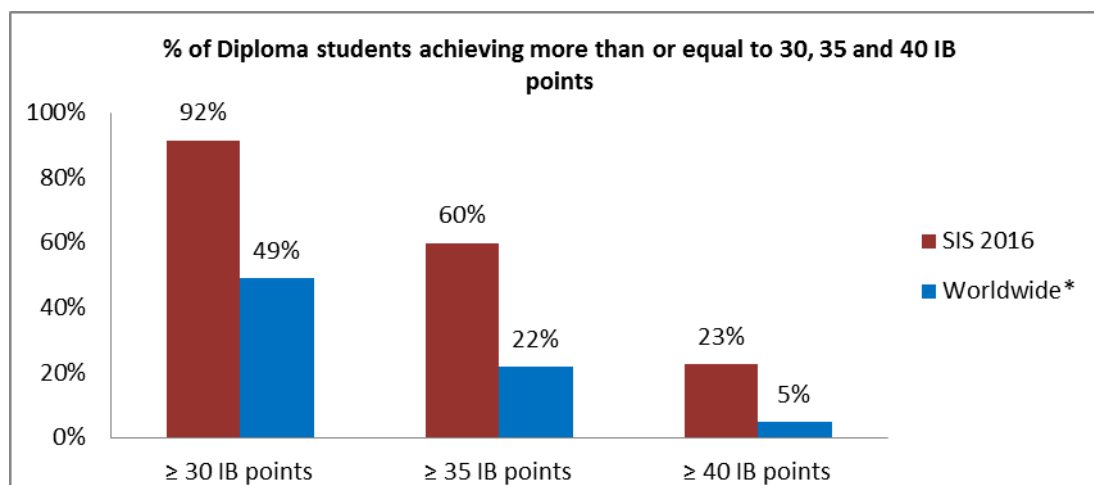


## IB Diploma Provisional Results: May 2016 - South Island School

For the third year running, South Island School is proud to announce improved IB Diploma outcomes. In May 2016, our students produced the second best results in the history of SIS and again bettered outcomes against last year's record breaking scores. Of particular satisfaction is an average point score per candidate that has increased for the third year in a row to an impressive 35.9 (2016 World Average 30.07) with an average grade per entry of 5.62. A very strong 23% of all candidates scored more than 40 points and a *best ever* 92% of students secured 30 points or more. At the highest levels of attainment two students scored the maximum 45 points (out of only 146, world-wide). Six students scored 44 points and a further three scored 43 points. South Island School continues to exceed international and Asian averages by very large margins. 100% of SIS students entered for the full examination secured a Diploma – *another first* for the School (2016 World Average 79.28%).

*Principal, Graham Silverthorne, commented, "This has been a remarkable run of improvement over a period of years. Our performance has improved steadily each year for 8 years now, with the positive exception of a high 'spike' in 2012. This year we are significantly up on last year's excellent average score per student – I offer my warmest congratulations to our dedicated students and their parents and my thanks to our incredible teachers. Probably the happiest of the numbers this year was the 100% pass rate – IB is a rewarding but challenging journey, for the first time, this year, we can say that not a single one of our learners failed to cross the line. I am proud to say that and it is a fitting testament to one of the closest and most collegiate group of graduates in recent history. Well done, Class of 2016".*





\* IBO Worldwide data for May 2016 is not yet available so May 2015 data has been provided. The worldwide data has stayed fairly consistent over the last few years.

Table 1: Overview of IB Diploma Results (2012-2016)

	May 2016*	May 2015	May 2014	May 2013	May 2012	Worldwide (May 2015)
Number of students entered for the full IB Diploma	156	155	151	141	142	69,995
Number of students achieving the IB Diploma	156	153	148	139	140	56,519
% of students achieving the IB Diploma	100%	99%	98%	99%	99%	81%
Mean points score for all IB Diploma students	35.9	35.6	35.2	34.3	36.3	30.2
% of students achieving 30+ IB Diploma points	92%	88%	88%	82%	88%	49%
% of students achieving 35+ IB Diploma points	60%	61%	56%	47%	63%	22%
% of students achieving 40+ IB Diploma points	23%	25%	22%	15%	35%	5%
Mean grade for all subjects	5.6	5.6	5.6	5.4	5.7	4.7

\*Note: These are preliminary data for 2016 and do not yet reflect the outcomes of any appeals that may be made regarding individual students and subjects (which previous years' figures do include)